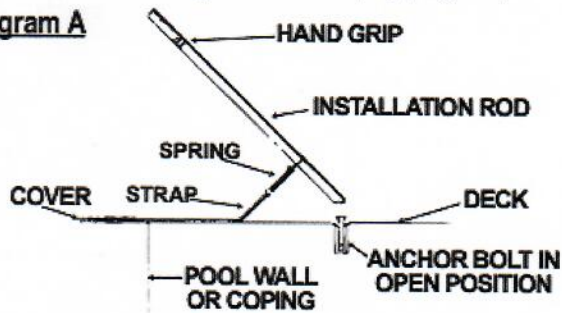


COVER INSTALLATION

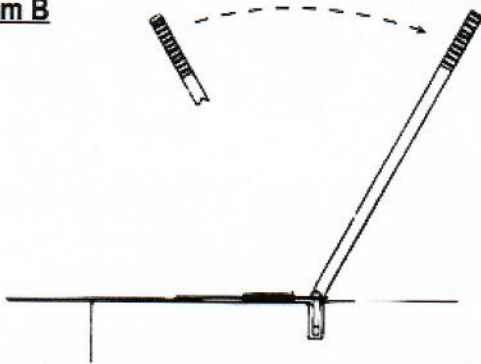
Insert the installation rod through rounded end of spring. (Diagram A)

Diagram A



Place heel of rod behind raised anchor. Slip spring over anchor by moving handle away from the pool wall. Step down on spring. Remove installation rod by rotating 180 degrees and cover is then installed. (Diagram B)

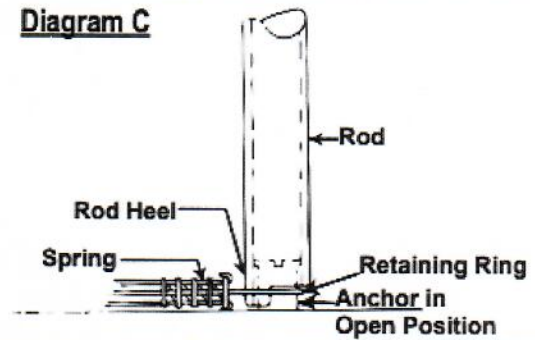
Diagram B



COVER REMOVAL

Insert installation rod over anchor with notch away from pool. (Diagram C)

Diagram C



Next, press down and rotate 180 degrees. Heel of rod will force spring free of anchor. Tilt rod to release spring (Diagram D)

Diagram D

